

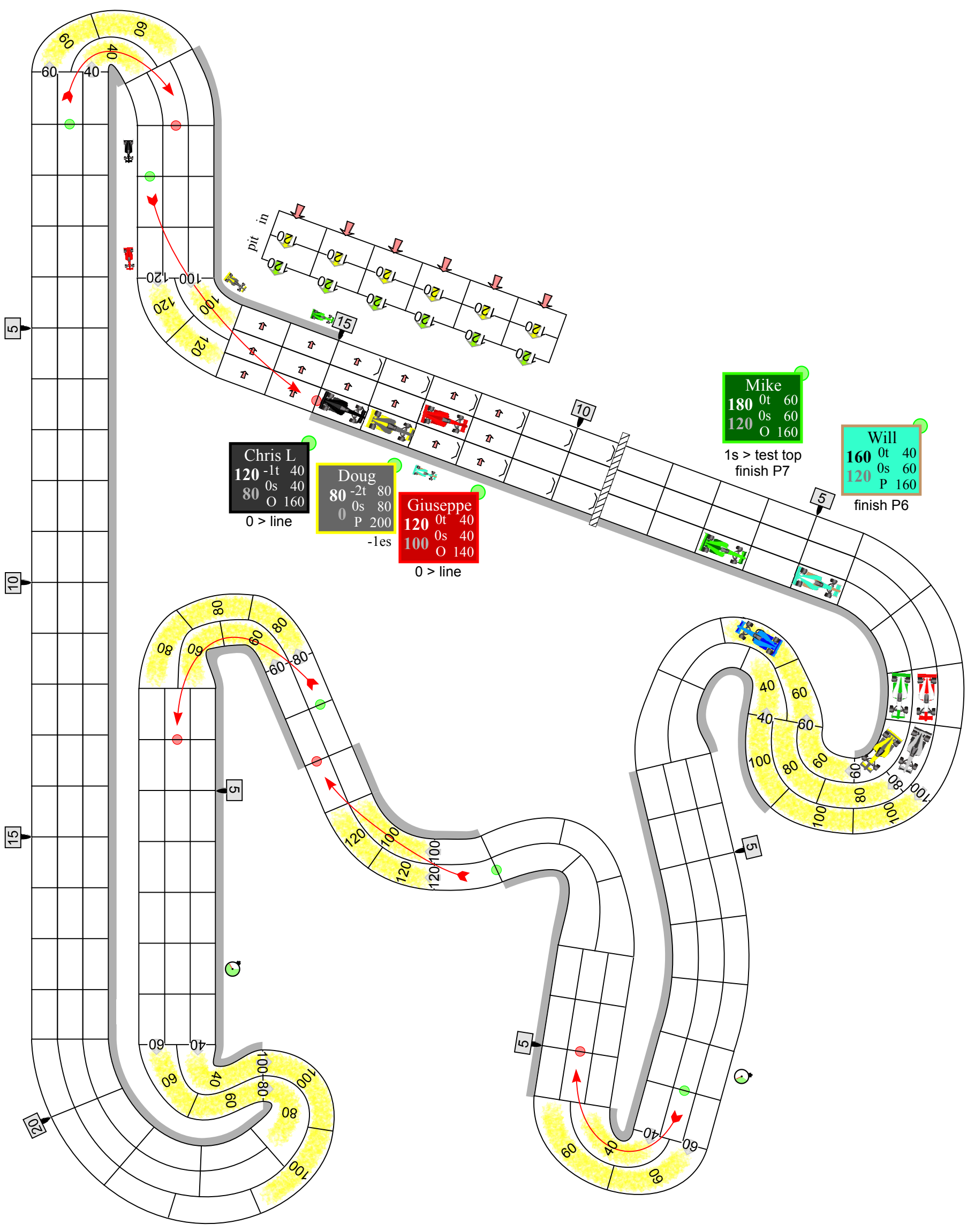
**Bob**  
 160 0t 60  
 120 0s 60  
 O 160  
 P1

**Bruce**  
 160 0t 80  
 120 0s 80  
 O 160  
 P2

**Fabio**  
 140 1t 20  
 120 0s 40  
 P 140  
 P3

**Doug G**  
 180 0t 60  
 120 0s 60  
 O 160  
 P4<sup>-les</sup>

**Bruno**  
 140 0t 60  
 120 0s 40  
 P 140  
 P5



**Chris L**  
 120 -1t 40  
 80 0s 40  
 O 160  
 0 > line

**Doug**  
 80 -2t 80  
 0s 80  
 P 200  
 -les

**Giuseppe**  
 120 0t 40  
 100 0s 40  
 O 140  
 0 > line

**Mike**  
 180 0t 60  
 120 0s 60  
 O 160  
 1s > test top  
 finish P7

**Will**  
 160 0t 40  
 120 0s 60  
 P 160  
 finish P6

**Bob**  
 160 0t 60  
 120 0s 60  
 O 160  
 P1

**Bruce**  
 160 0t 80  
 120 0s 80  
 O 160  
 P2

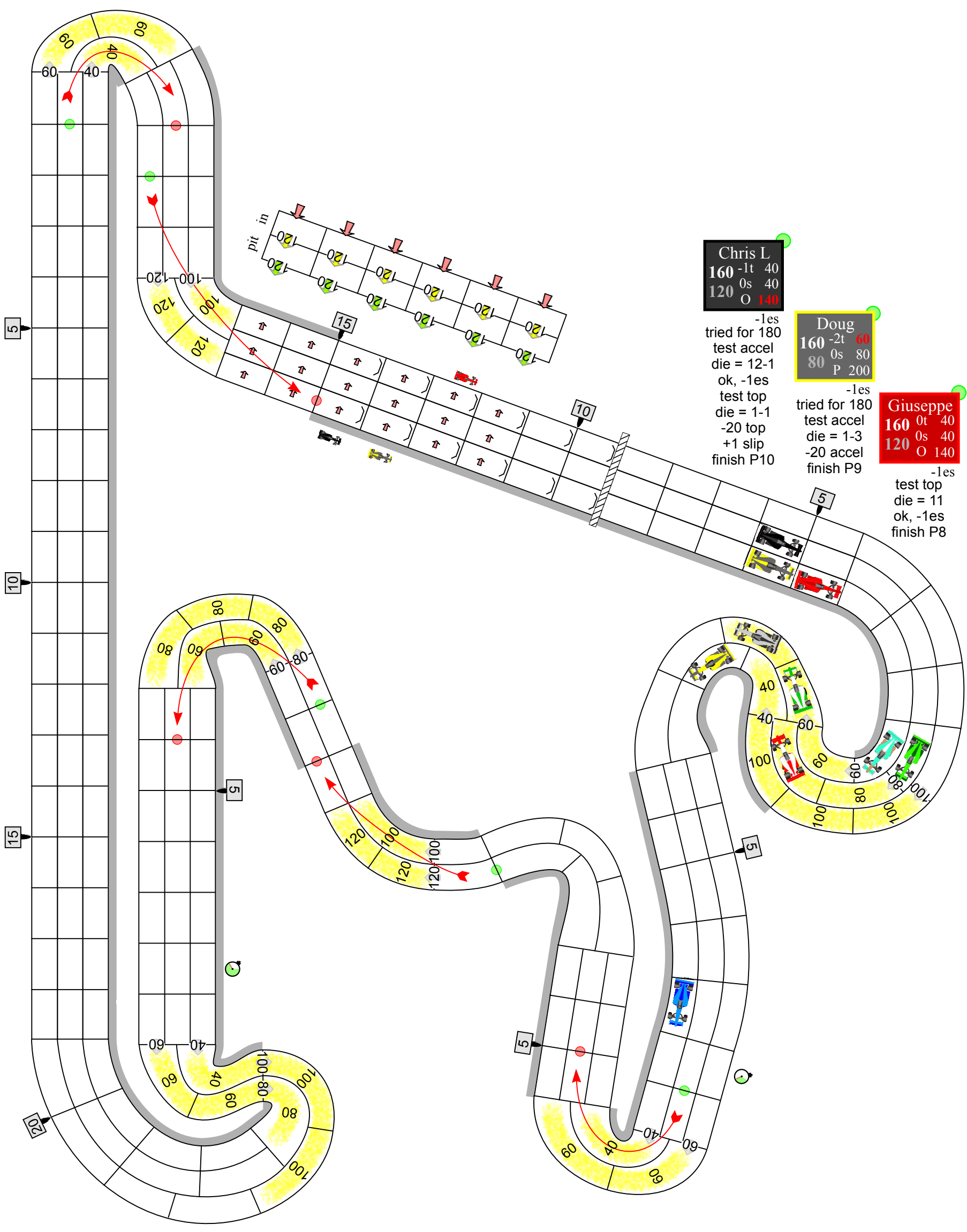
**Fabio**  
 140 1t 20  
 120 0s 40  
 P 140  
 P3

**Doug G**  
 180 0t 60  
 120 0s 60  
 O 160  
 P4<sup>-1es</sup>

**Bruno**  
 140 0t 60  
 120 0s 40  
 P 140  
 P5

**Will**  
 160 0t 40  
 120 0s 60  
 P 160  
 P6

**Mike**  
 180 0t 60  
 120 0s 60  
 O 160  
 P7



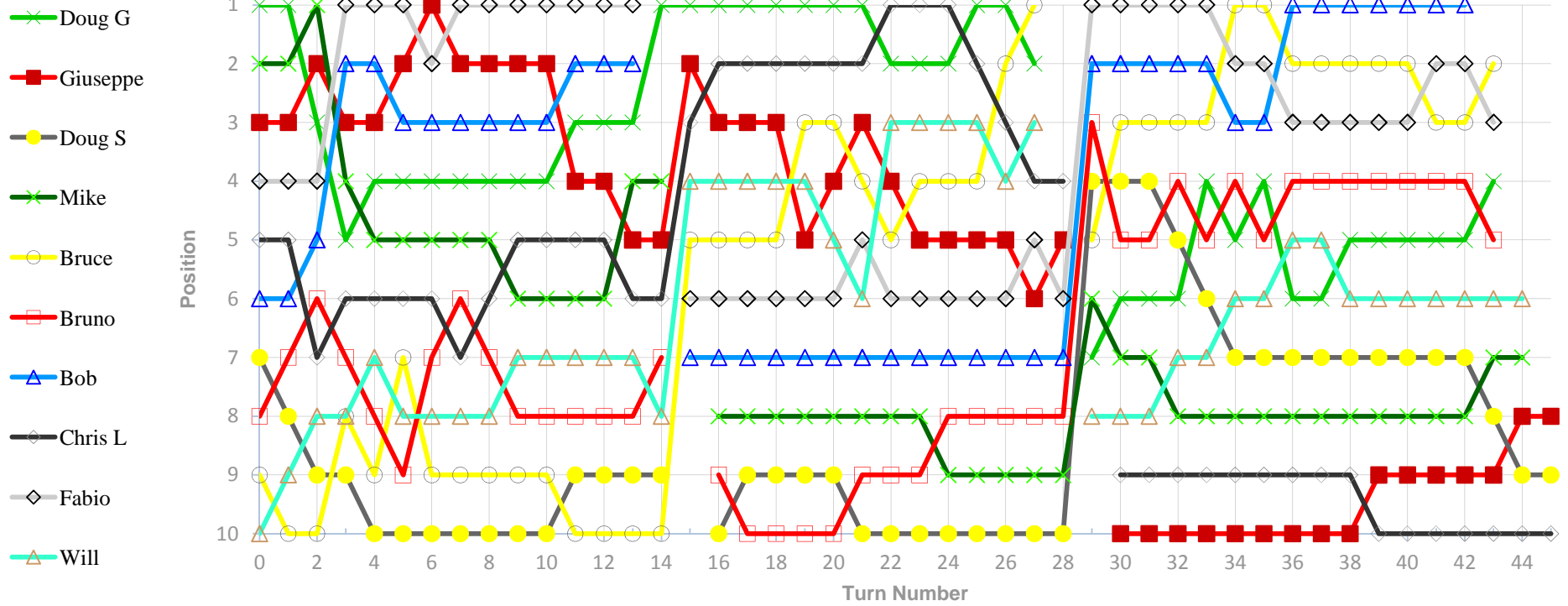
**Chris L**  
 160 -1t 40  
 120 0s 40  
 O 140  
 -1es  
 tried for 180  
 test accel  
 die = 12-1  
 ok, -1es  
 test top  
 die = 1-1  
 -20 top  
 +1 slip  
 finish P10

**Doug**  
 160 -2t 60  
 80 0s 80  
 P 200  
 -1es  
 tried for 180  
 test accel  
 die = 1-3  
 -20 accel  
 finish P9

**Giuseppe**  
 160 0t 40  
 120 0s 40  
 O 140  
 -1es  
 test top  
 die = 11  
 ok, -1es  
 finish P8

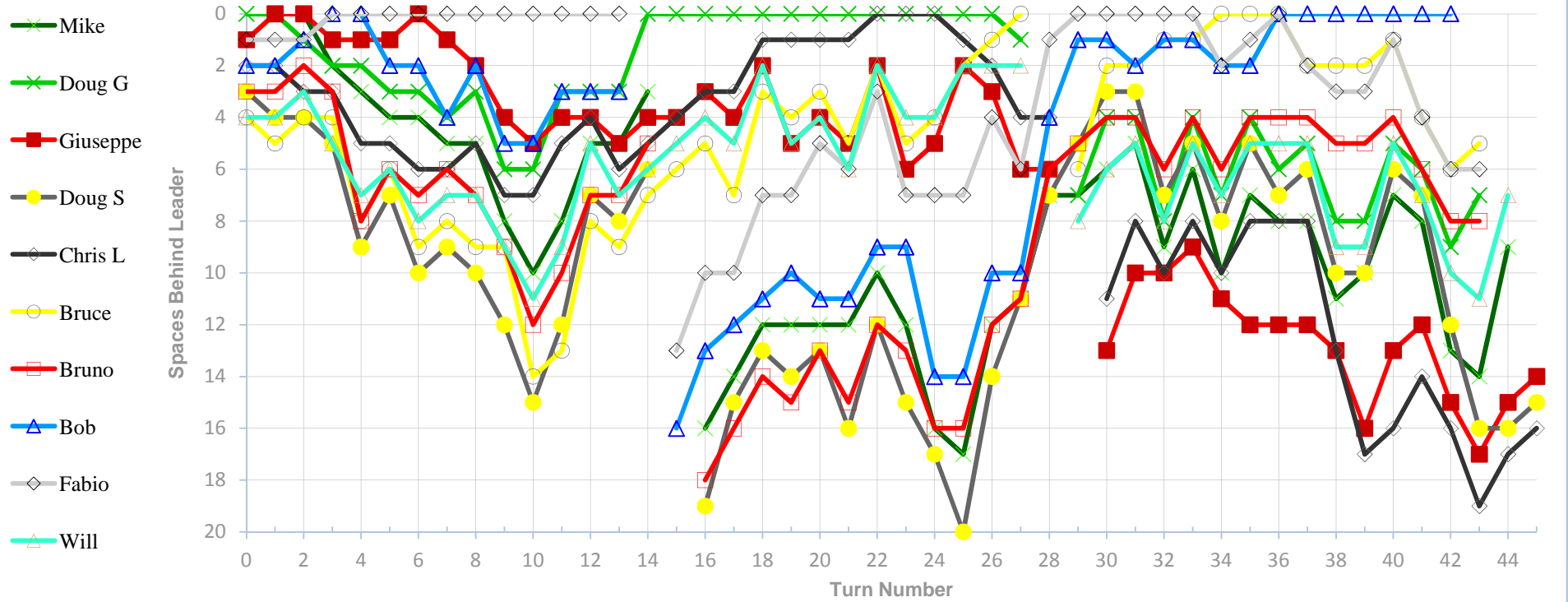
Shanghai 3 laps; F1 Aug-2010+ driver, team	plots and splits are written as turns +/- spaces										@ / >			race best split				sector/lap's best			2nd best			3rd best			pts now season team
	Turn 45	Turn 44	current	t s	acc brk	damage top	grd prm	Fin Q	t+s bid	aSpd aPos	top acc	passes passed	c1 turn	\$1 turn	\$2 turn	\$3 turn	lap 1 pit ?	\$1 turn	\$2 turn	\$3 turn	lap 2 pit ?	\$1 turn	\$2 turn	lap 3 \$3 trn			
																									es	opt	
Bob Sauber	spd			0	t	60	40	P1	0+3	123.8	7/2	7	P2	P2	P3	P7	14+3	P7	P7	P2	13+0	P2	P1	13+0	18		
	t+s			0	s	60	7t	Q6	1.5	4.0	6/2	2	3+5	4+1	8+1	16+1	yes	20+3	23+1	29+1	no	32+0	36+1	42+1	18		
	p/gap					160	12t	21s	P	4.7	7/1	5	3+7	4+3	4+0	6+0	O	4-2	3-2	6+0		3-1	4+1	6+0	24		
Bruce Jordan	spd			0	t	80	40	P2	0+0	119.1	9/3	10	P8	P7	P9	P5	15+7	P5	P5	P3	13+4	P3	P2	13-4	15		
	t+s			0	s	80	13t	Q9	0.023	5.2	6/0	4	3+1	5+0	9+1	15+3	no	18+0	22+1	30+7	yes	32+0	36+1	43+3	15		
	p/gap					160	6t	9s	P	4.6	5/0	6	3+5	5+4	4-3	6+2		3-3	4+1	6+6	O	2-7	4+1	7+2	15		
Fabio Mercedes	spd			1	t	40	-20	60	P3	0+4	118.6	13/2	5	P1	P1	P1	P6	14+5	P6	P6	P1	13-2	P1	P3	14+0	12	
	t+s			0	s	40		16t	Q4	2.096	3.2	5/2	3	3+5	4+1	8+3	16+4	yes	19+2	22+0	29+2	no	32+1	36+1	43+2	12	
	p/gap					140		12t	15s	O	2.9	9/1	2	3+6	4+2	4+2	6+1	P	3-2	3-2	7+2		3-1	4+0	7+1	12	
Doug G Lotus	spd			0	t	60	40	P4	5+3	118.1	7/1	5	P5	P4	P4	P1	14+1	P1	P1	P7	14+4	P4	P6	13-3	10		
	t+s			0	s	60		16t	Q1	6.5	3.3	7/0	4	3+2	5+3	8+1	14+1	no	17+0	21+0	30+5	yes	33+1	37+1	43+2	10	
	p/gap			-1	es	160		9t	9s	P	3.1	7/0	1	3+2	5+3	3-2	6+0		3-1	4+0	7+5	O	3-4	4+0	6+1	14	
Bruno Ferarri	spd			0	t	60	40	P5	0+0	118	4/7	8	P7	P9	P8	P10	15+7	P10	P8	P5	13+1	P5	P4	13-5	8		
	t+s			0	s	40		16t	Q8	0.045	6.8	3/0	7	3+1	5+0	9+1	17+4	yes	20+1	24+2	30+5	no	33+1	37+2	43+0	8	
	p/gap					140		9t	21s	O	8.1	4/2	1	3+4	5+3	4-2	6+3	P	3-3	4+1	6+3		3-4	4+1	6-2	10	
Will Sauber	spd		160	0	t	40	40	P6	0+0	117.7	7/1	10	P7	P8	P7	P4	15+9	P4	P3	P8	13-1	P7	P5	P6	6		
	t+s			0	s	60		10t	Q10	0.002	6.1	11/2	7	4+5	5+0	9+1	15+4	no	18+1	22+1	30+3	yes	33+0	37+1	44+5	6	
	p/gap		6-7			160		15t	15s	O	5.8	3/2	3	4+9	5+4	4-3	6+3		3-3	4+0	6+2	P	3-3	4+1	7+4	24	
Mike Lotus	spd		180	0	t	60	40	P7	2+1	118.2	7/2	3	P4	P5	P6	P8	15+6	P8	P9	P6	13-3	P8	P8	P7	4		
	t+s		1s	0	s	60		10t	Q2	2.556	6.8	7/1	6	3+3	5+2	9+2	17+6	yes	20+2	24+2	30+3	no	34+2	38+3	44+3	4	
	p/gap		7-9			160		9t	21s	P	8.3	4/1	-3	3+3	5+2	4+0	6+4	O	3-4	4+0	6+1		4-1	4+1	6+0	14	
Giuseppe Ferarri	spd	160	120	0	t	40	60	P8	1+3	114.7	6/6	5	P2	P3	P2	P2	15+6	P3	P4	P10	14-1	P10	P10	P8	2		
	t+s			0	s	40		16t	Q3	2.507	5.5	10/2	10	2+0	4+0	8+2	15+5	no	18+1	22+1	31+4	yes	34+1	38+1	45+5	2	
	p/gap	8-14	8-15			140		9t	21s	P	6.4	6/3	-5	2+1	4+1	4+2	7+3		3-4	4+0	7+3	O	3-3	4+0	7+4	10	
Doug S Jordan	spd	180	80	-2	t	80	40	P9	0+0	114.7	5/0	4	P9	P9	P10	P9	15+8	P9	P10	P4	13+1	P6	P7	P9	0		
	t+s			0	s	80		10t	Q7	0.054	8.4	6/2	10	4+3	6+2	10+3	17+5	yes	20+1	24+1	30+6	no	33+1	37+0	45+4	0	
	p/gap	9-15	9-16	-1	es	200		6t	3s	O	9.8	3/3	-6	4+6	6+5	4+1	5+2	P	3-4	4+0	6+5		3-5	4-1	8+4	15	
Chris L Mercedes	spd	180	120	-1	t	40	60	P10	1+2	116.9	6/1	3	P6	P6	P5	P3	15+7	P2	P1	P9	14+1	P9	P9	P10	0		
	t+s			0	s	40		16t	Q5	2.003	5.9	10/1	6	3+2	5+1	9+3	15+5	no	18+2	22+3	31+6	yes	34+2	38+1	45+4	0	
	p/gap	10-16	10-17			160		9t	15s	P	6.3	8/1	-3	3+4	5+3	4+0	6+2		3-3	4+1	7+3	O	3-4	4-1	7+3	12	

# Positions by Turn



	0	1	2	3	4	5	6	7	8	9	10	11	12	13	14	15	16	17	18	19	20	21	22	23	24	25	26	27	28	29	30	31	32	33	34	35	36	37	38	39	40	41	42	43	44	
Doug G	1	1	3	5	4	4	4	4	4	4	4	3	3	3	1	1	1	1	1	1	1	1	2	2	2	1	1	2	7	6	6	6	4	5	4	6	6	5	5	5	5	5	4			
Giuseppe	3	3	2	3	3	2	1	2	2	2	2	4	4	5	5	2	3	3	3	5	4	3	4	5	5	5	5	6	5	10	10	10	10	10	10	10	10	10	10	10	9	9	9	9	9	8
Doug S	7	8	9	9	10	10	10	10	10	10	10	9	9	9	9	10	9	9	9	9	9	10	10	10	10	10	10	10	10	4	4	4	5	6	7	7	7	7	7	7	7	7	7	7	8	9
Mike	2	2	1	4	5	5	5	5	5	6	6	6	6	4	4	8	8	8	8	8	8	8	8	8	8	9	9	9	9	9	6	7	7	8	8	8	8	8	8	8	8	8	8	8	7	7
Bruce	9	10	10	8	9	7	9	9	9	9	9	10	10	10	10	5	5	5	5	3	3	4	5	4	4	4	2	1	5	3	3	3	3	1	1	2	2	2	2	2	2	2	3	3	2	
Bruno	8	7	6	7	8	9	7	6	7	8	8	8	8	8	7	9	10	10	10	10	10	9	9	9	8	8	8	8	8	3	5	5	4	5	4	5	4	4	4	4	4	4	4	4	5	
Bob	6	6	5	2	2	3	3	3	3	3	3	2	2	2	7	7	7	7	7	7	7	7	7	7	7	7	7	7	2	2	2	2	2	2	3	3	1	1	1	1	1	1	1	1		
Chris L	5	5	7	6	6	6	6	7	6	5	5	5	5	6	6	3	2	2	2	2	2	2	2	1	1	1	2	3	4	4	9	9	9	9	9	9	9	9	9	9	10	10	10	10	10	
Fabio	4	4	4	1	1	1	2	1	1	1	1	1	1	1	6	6	6	6	6	6	6	5	6	6	6	6	6	5	6	1	1	1	1	1	2	2	3	3	3	3	3	2	2	3		
Will	10	9	8	8	7	8	8	8	8	7	7	7	7	7	8	4	4	4	4	4	4	5	6	3	3	3	3	4	3	8	8	8	7	7	6	6	5	5	6	6	6	6	6	6	6	

Gaps by Turn (spaces behind leader)



	0	1	2	3	4	5	6	7	8	9	10	11	12	13	14	15	16	17	18	19	20	21	22	23	24	25	26	27	28	29	30	31	32	33	34	35	36	37	38	39	40	41	42	43	44
Mike	0	0	0	2	3	4	4	5	5	8	10	8	5	5	3	16	14	12	12	12	12	10	12	16	17	12	11	7	7	6	5	9	6	10	7	8	8	11	10	7	8	13	14	9	
Doug G	0	0	1	2	2	3	3	4	3	6	6	3	3	3	0	0	0	0	0	0	0	0	0	0	0	0	1	7	4	4	8	4	7	4	6	5	8	8	5	6	9	7			
Giuseppe	1	0	0	1	1	1	0	1	2	4	5	4	4	5	4	4	3	4	2	5	4	5	2	6	5	2	3	6	6	13	10	10	9	11	12	12	12	13	16	13	12	15	17	15	
Doug S	3	4	4	5	9	7	10	9	10	12	15	12	7	8	6	19	15	13	14	13	16	12	15	17	20	14	11	7	5	3	3	7	5	8	5	7	6	10	10	6	7	12	16	16	
Chris L	2	2	3	3	5	5	6	6	5	7	7	5	4	6	5	4	3	3	1	1	1	1	0	0	0	1	2	4	4	11	8	10	8	10	8	8	8	13	17	16	14	16	19	17	
Bruce	4	5	4	4	8	6	9	8	9	9	14	13	8	9	7	6	5	7	3	4	3	5	2	5	4	2	1	0	6	2	2	1	1	0	0	0	2	2	2	1	4	6	5		
Bruno	3	3	2	3	8	6	7	6	7	9	12	10	7	7	5	18	16	14	15	13	15	12	13	16	16	12	11	6	5	4	4	6	4	6	4	4	4	5	5	4	6	8	8		
Bob	2	2	1	0	0	2	2	4	2	5	5	3	3	3	16	13	12	11	10	11	11	9	9	14	14	10	10	4	1	1	2	1	1	2	2	0	0	0	0	0	0	0	0	0	
Fabio	1	1	1	0	0	0	0	0	0	0	0	0	0	0	13	10	10	7	7	5	6	3	7	7	7	4	6	1	0	0	0	0	0	2	1	0	2	3	3	1	4	6	6		
Will	4	4	3	5	7	6	8	7	7	9	11	9	5	7	6	5	4	5	2	5	4	6	2	4	4	2	2	2	8	6	5	8	5	7	5	5	5	9	9	5	7	10	11	7	

Tire Test	
die roll *	result
1 or less	crash on course, out of race
2-5	spin, -2 <b>T</b>
6 or more	success, -1 <b>T</b>
* modify die roll with any - <b>T</b> .	

Engine Test	
<i>or spend 1<b>S</b> for +20 to tested stat for this plot</i>	
<i>or spend 1<b>T</b> for +20 accel if on option tires</i>	
die roll *	result
3 or less	engine damage: -20 mph to tested stat
4 or more	success: +20 to tested stat for this plot, -1 ES
* modify die roll with engine stress and with - <b>T</b> if testing accel	

Grid Speed Test	
<i>or spend 2<b>S</b> for +20 grid speed</i>	
<i>or spend 1<b>T</b> for +20 grid speed if on option tires</i>	
die roll	result
2 or less	engine damage: -20 accel
3-4	fail but no damage: -1 ES
5 or more	+20 grid speed, -1 ES

Forced Pass Test	
<i>or spend 2<b>S</b> for success</i>	
die roll	result
5 or less	fail
6 or more	success
* modify die roll with any - <b>T</b> .	

Pit Crew Test	
die roll *	result
1-3	move back 1 space
4-8	no change
9-12	move ahead 1 space
* optionally add 2 to this die roll is 1 <b>S</b> is spent	

Car Set-Up	Sum = 3			
	-1	0	1	2
Accel	20	40	60	80
Brakes	20	40	60	80
Top Speed	140	160	180	200
Grid Speed	40	60	100	120
Prime Tire	7 <b>T</b>	10 <b>T</b>	13 <b>T</b>	16 <b>T</b>
Option Tire	6 <b>T</b>	9 <b>T</b>	12 <b>T</b>	15 <b>T</b>
Driver Skill	3 <b>S</b>	9 <b>S</b>	15 <b>S</b>	21 <b>S</b>

<b>Brakes Chart</b>	
exceed brakes + late braking	Spend *
by 20 mph	1 <b>T</b> or 1 <b>S</b>
by 40 mph	2 <b>T</b> or 1 <b>T</b> + 1 <b>S</b>
by 60 mph	2 <b>T</b> + 1 <b>S</b> or 2 <b>T</b> + Tire Test
by 60 mph (on option tires)	3 <b>T</b> or 2 <b>T</b> + 1 <b>S</b>
by 80+ mph	same as 60 + spin
* A Tire Test can always be used instead of spending 1 <b>T</b> .	

<b>Exceeding Cornering Speeds</b>	
exceed speed	Spend *
by 20 mph	1 <b>T</b> or 2 <b>S</b>
by 40 mph	2 <b>T</b> or 1 <b>T</b> + 2 <b>S</b>
by 60 mph	2 <b>T</b> + 2 <b>S</b> or 2 <b>T</b> + Test Tires
by 60 mph (on option tires)	3 <b>T</b> or 2 <b>T</b> + 2 <b>S</b>
by 80+ mph	crash off course
* A Tire Test can always be used instead of spending 1 <b>T</b> .	

<b>Drafting Conditions</b>		
Lead car	Your car	You may gain
initial speed > 160	Initial speed ≤ lead car AND Previous turn's speed > 0	up to 2 spaces
Initial speed > 160	Initial speed > lead car	1 space
Initial speed > 100	Initial speed ≤ lead car AND Previous turn's speed > 0	1 space
Initial speed > 100	Initial speed > lead car OR Previous turn's speed = 0	No draft

<b>Crash Avoidance</b>	
Roll on a Tire Test applying the below modifiers. Do not acquire negative <b>T</b> for successes.	
condition	modifier
End your move 0-2 spaces after the crash row	+3
End your move 3 or more spaces after the crash row	+2
Crash row is 3 lanes wide	+2