


























## last 4 years

rank	driver	total points	top 4 adjusted races	top 2 adjusted events	adjusted pts / race	adjusted pts / event	races	race wins	championships	avg field rating
1	0 Terry Schulz	183.36	99.21	46.21	14.83	23.11	7	3	1	1.10
2	2 Chris Long	182.45	111.93	50.42	10.27	9.83	31	3	1	1.15
3	3 Fabio Pellegrino	168.61	116.21	28.96	12.71	10.73	21	7	0	1.21
4	1 Kevin Keller	159.47	91.64	46.68	8.58	12.57	16	2	1	1.06
5	8 Mike Aubuchon	155.96	98.67	39.64	9.25	8.41	24	3	1	1.18
6	-3 Tim Mossman	155.53	101.78	36.31	8.94	8.50	31	5	1	1.09
7	7 Grant Guillard	155.01	106.99	27.38	13.80	6.84	13	5	0	1.05
8	-6 Doug Schulz	151.92	93.86	39.03	10.02	9.01	24	3	0	1.11
9	2 Randy "Rando" Needham	149.48	98.49	32.31	10.83	7.86	32	8	0	0.96
10	5 Doug Galullo	140.57	98.40	32.71	5.54	3.93	31	3	1	1.02
11	11 Michael Polcen	139.97	74.06	41.25	10.91	13.75	12	3	2	0.83
12	-3 Bruce Rae	135.70	88.01	33.91	8.12	5.66	25	2	1	1.16
13	3 Bruno Passacantando	124.25	80.60	30.36	8.22	5.06	20	1	1	1.23
14	4 Dennis Nicholson	119.44	80.95	24.39	8.99	5.10	19	2	0	1.26
15	5 Mario Ales	118.42	87.12	12.55	14.56	4.18	10	3	0	1.16
16	1 Robert Rund	110.07	88.27	10.06	9.22	2.52	17	4	0	1.22
17	-9 Unsuryna Suymury	102.78	63.67	22.63	7.92	8.55	16	4	2	0.74
18	-8 Turyko Suky	101.86	70.77	16.00	9.15	5.95	20	3	0	0.76
19	-12 Don Tatum	93.64	79.99	6.00	6.79	0.86	22	4	0	0.99
20	5 John Welage	91.33	67.04	14.31	7.06	2.93	23	1	0	0.98
21	3 Jim Fleckenstein	91.28	69.36	12.09	6.52	3.31	15	2	0	1.05
22	22 Robert Kayser	89.14	57.79	17.32	8.26	5.77	7	1	0	0.91
23	36 Giovanni Urzi	86.08	70.64	1.32	13.46	0.66	9	2	0	0.91
24	-3 Brett Turner	79.71	59.12	10.83	5.48	4.28	17	1	0	0.73
25	6 Mandy Mossman	76.22	55.25	10.12	8.83	2.02	10	1	0	0.97
26	43 Tim Baker	73.94	43.71	16.93	7.66	5.64	8	1	0	0.86
27	-4 Steve Packard	71.59	50.00	12.05	5.52	4.02	13	2	1	0.74
28	1 Curt Collins II	70.00	44.28	14.42	7.69	3.60	7	0	0	0.98
29	3 Bob Kayser	66.92	55.88	5.49	3.73	1.83	18	3	0	0.72
30	15 Bruce Lavoie	66.89	55.50	3.78	6.34	1.26	11	1	0	1.19
31	39 Chris Albrecht	64.96	53.37	0.00	11.59	0.00	5	1	0	0.98
32	3 Christina Hancock	63.95	45.98	9.32	5.55	3.11	10	0	0	1.01
33	-3 Tony Lamorte	63.13	49.11	7.96	4.57	1.49	29	1	0	0.78
34	2 Chris Hancock	58.84	46.92	5.90	5.04	0.99	25	1	0	0.90
35	-1 Andrew Welch	57.78	42.59	7.00	4.88	3.31	18	1	0	0.72
36	-3 Lane Newbury	57.23	48.06	2.37	6.01	0.79	8	2	0	1.09
37	2 Gregory Smith	55.31	43.97	4.70	5.47	1.17	10	0	0	0.99
38	Jeff Harrington	54.08	43.26	0.00	10.82	0.00	4	1	0	0.71
39	-12 Robert Kircher	51.32	39.77	5.38	4.03	2.13	17	1	0	0.73
40	-12 Giuseppe Incorpora	50.77	42.74	2.53	4.65	0.84	12	1	0	1.07

## last 4 years

rank	driver	total points	top 4 adjusted races	top 2 adjusted events	adjusted pts / race	adjusted pts / event	races	race wins	championships	avg field rating	
41	↑ 9	Kalvin Miller	50.27	34.00	8.98	4.29	2.99	10	0	0	0.74
42	↑ 6	Will Kennard	49.93	42.17	4.33	2.80	0.63	42	1	0	0.82
43	↓ -1	Dave Ingraham	46.48	36.11	4.50	3.87	1.99	18	0	0	0.72
44		Dave Ling	46.00	23.00	0.00	23.00	0.00	1	1	0	1.00
45	↑ 1	Jack Beckman	45.45	40.05	0.00	5.41	0.00	23	0	0	0.91
46	↑ 21	Seth Kirchner	45.08	29.11	6.21	6.65	3.11	5	0	0	0.97
47	↓ -4	Martin Burgdorf	44.85	21.58	8.04	7.19	8.04	3	0	0	0.76
48	↓ -36	Tim Carnham	44.71	39.60	0.00	5.10	0.00	10	0	0	0.96
49		Robert Hahn	44.50	35.90	3.46	3.99	1.15	10	1	0	0.77
50	↑ 1	Steve Mariner	44.24	22.12	0.00	22.12	0.00	1	1	0	0.96
51	↓ -4	Phillip White	43.91	31.86	5.82	4.77	1.46	8	0	0	0.96
52	↑ 2	Marshall Collins	41.01	36.30	0.00	4.71	0.00	17	0	0	0.82
53	↑ 30	Scott Mallard	39.76	34.08	0.00	5.68	0.00	6	1	0	0.84
54	↑ 9	Brad Bauska	39.26	23.55	7.19	4.92	3.60	5	0	0	0.96
55	↓ -14	Franklin Haskell	37.55	32.33	0.00	5.22	0.00	11	0	0	0.96
56	↑ 9	Joe Meyer	36.87	31.82	0.00	5.05	0.00	8	1	0	0.75
57	↑ 15	Francesco "Cicio" Incorpora	36.50	30.42	0.00	6.08	0.00	5	0	0	0.89
58	↓ -9	Dan Mallison II	34.50	29.74	1.95	2.16	0.65	18	0	0	0.72
59	↓ -40	Jeff Cornett	32.32	27.66	1.00	3.46	0.20	8	1	0	0.96
60	↓ -8	Russell Harley	31.88	28.33	0.00	3.55	0.00	12	0	0	0.88
61	↑ 10	Tom Albrecht	31.73	25.38	0.00	6.35	0.00	4	1	0	0.71
62		Pericle "Pepe" Sopalajo	31.13	23.35	0.00	7.78	0.00	3	0	0	0.62
63		Tim Cheong	30.67	23.25	1.78	3.87	1.78	6	1	0	0.93
64		Jim Orlando	28.93	24.42	0.00	4.51	0.00	6	0	0	0.66
65		Kevin Harrington	27.87	22.30	0.00	5.57	0.00	4	0	0	0.59
66	↓ -11	Daniel Westerman	27.28	24.27	0.00	3.01	0.00	9	0	0	0.75
67	↓ -10	Scott Nerney	26.78	23.12	0.00	3.66	0.00	11	0	0	0.78
68	↑ 40	Dave Blizzard	26.57	23.43	0.00	3.14	0.00	8	1	0	0.67
69	↓ -13	Brian Kirchner	25.55	19.16	0.00	6.39	0.00	3	0	0	1.00
70	↓ -12	Buck Karpowitz	22.37	16.78	0.00	5.59	0.00	3	0	0	0.95
71	↓ -5	Randy Collins	22.07	19.23	0.00	2.84	0.00	11	0	0	0.84
72		William Kennington	21.73	16.30	0.00	5.43	0.00	3	0	0	0.74
73	↓ -11	Neal "Cody" Anderth	20.25	12.35	3.62	2.47	1.81	5	0	0	0.99
74	↑ 21	Joakim Fältman	19.54	15.63	0.00	3.91	0.00	4	0	0	0.61
75	↓ -15	Dan Haigh	19.06	9.53	0.00	9.53	0.00	1	0	0	0.87
76		Rita Polcen	17.38	8.69	0.00	8.69	0.00	1	0	0	0.54
77	↓ -9	Seth Weiseman	16.69	13.35	0.00	3.34	0.00	4	1	0	0.74
78		Joe Mach	15.34	12.28	0.00	3.07	0.00	4	0	0	0.75
79	↑ 7	Chris Brown	14.22	11.85	0.00	2.37	0.00	5	0	0	0.69
80		Jonathan Winicki	14.08	9.39	0.00	4.69	0.00	2	0	0	0.71

## last 4 years

rank	driver	total points	top 4 adjusted races	top 2 adjusted events	adjusted pts / race	adjusted pts / event	races	race wins	championships	avg field rating
81	Simone Barietta	14.01	11.21	0.00	2.80	0.00	4	0	0	0.74
82	 30 Ron Emch	12.79	11.19	0.00	1.60	0.00	7	0	0	0.69
83	Seann Branchfield	12.72	6.36	0.00	6.36	0.00	1	0	0	0.58
84	 -23 Christina Harley	12.67	8.45	0.00	4.22	0.00	2	0	0	1.05
85	 -3 Scott Hankins	12.28	10.50	0.00	1.78	0.00	8	0	0	0.72
86	 -10 Roger Kyle-Keith	12.18	6.09	0.00	6.09	0.00	1	0	0	0.76
87	 -14 Michael Lind	12.17	9.13	0.00	3.04	0.00	3	0	0	0.93
88	 -13 Rick Catacando	11.95	9.96	0.00	1.99	0.00	5	0	0	0.95
89	Carolyn Caton	11.93	7.95	0.00	3.98	0.00	2	0	0	0.74
90	York Dobyas	11.74	5.87	0.00	5.87	0.00	1	0	0	0.53
91	 -51 Bert Schoose	11.67	7.78	0.00	3.89	0.00	2	0	0	0.82
92	 -12 Doug Palmer	10.86	9.66	0.00	1.21	0.00	8	0	0	0.69
93	 9 Todd Fowler	10.71	9.64	0.00	1.07	0.00	9	0	0	0.81
94	Chris Gnech	10.47	5.24	0.00	5.24	0.00	1	0	0	0.65
95	 -14 Jack Wolfman	10.37	8.89	0.00	1.48	0.00	6	0	0	0.79
96	 -9 Joel Powell	10.26	6.84	0.00	3.42	0.00	2	0	0	0.86
97	Ken K	10.25	7.69	0.00	2.56	0.00	3	0	0	0.77
98	John Garner	9.76	6.51	0.00	3.25	0.00	2	0	0	0.34
99	 -14 Pete Staab	9.50	6.33	0.00	3.17	0.00	2	0	0	0.57
100	 -22 Derek Landel	9.17	6.11	0.00	3.06	0.00	2	0	0	0.57
101	 -14 Colin Couch	7.16	6.74	0.00	0.42	0.00	16	0	0	0.72
102	 -10 David Briel	6.26	5.37	0.00	0.89	0.00	6	0	0	0.64
103	Dave Miller	6.21	4.14	0.00	2.07	0.00	2	0	0	0.34
104	 -40 Roderick Lee	6.00	4.50	0.00	1.50	0.00	3	0	0	0.71
105	Claudio Orlandi	6.00	4.00	0.00	2.00	0.00	2	0	0	0.83
106	 -13 Heinz McDurgen	5.77	4.95	0.00	0.82	0.00	6	0	0	0.69
107	 -17 Jack Cameron	5.72	3.81	0.00	1.91	0.00	2	0	0	0.57
108	 -9 Dave Sullivan	5.51	2.75	0.00	2.75	0.00	1	0	0	0.55
109	 -32 Bob Star	5.49	2.75	0.00	2.75	0.00	1	0	0	1.37
110	 -14 Russ Ernie	5.47	4.69	0.00	0.78	0.00	6	0	0	0.67
111	Joshua Coyle	5.33	2.67	0.00	2.67	0.00	1	0	0	0.53
112	 5 Chris Erickson	5.25	3.50	0.00	1.75	0.00	2	0	0	0.95
113	Vien Bounma	5.07	3.38	0.00	1.69	0.00	2	0	0	0.76
114	 -16 Ray Regular	4.98	3.32	0.00	1.66	0.00	2	0	0	0.54
115	 -24 Barry Smith	4.42	2.95	0.00	1.47	0.00	2	0	0	0.93
116	Luca Saletti	4.14	2.76	0.00	1.38	0.00	2	0	0	0.34
117	Grant Linneburg	4.11	3.08	0.00	1.03	0.00	3	0	0	0.77
118	Ralph Gleaton	3.85	2.89	0.00	0.96	0.00	3	0	0	0.77
119	Jim Fardette	3.50	1.75	0.00	1.75	0.00	1	0	0	0.88
120	 -19 Aaron Hurt	3.33	2.78	0.00	0.56	0.00	5	0	0	0.63

last 4 years

rank	driver	total points	top 4 adjusted races	top 2 adjusted events	adjusted pts / race	adjusted pts / event	races	race wins	championships	avg field rating
121	↓ -15 Andrew Lorenz	3.20	1.60	0.00	1.60	0.00	1	0	0	0.53
122	↓ -17 Si Kai Ning	2.48	1.65	0.00	0.83	0.00	2	0	0	0.79
123	↓ -4 Meng Tan	2.00	1.50	0.00	0.50	0.00	3	0	0	0.83
124	↓ -17 Josh Stein	1.44	0.96	0.00	0.48	0.00	2	0	0	0.86
125	↓ -16 Scott Shaffer	1.07	0.53	0.00	0.53	0.00	1	0	0	0.53
126	↓ -16 Jim Kilpin	0.00	0.00	0.00	0.00	0.00	3	0	0	0.71
127	↓ -16 Ron Church	0.00	0.00	0.00	0.00	0.00	3	0	0	0.71
128	Todd Geyer	0.00	0.00	0.00	0.00	0.00	3	0	0	0.45
129	↓ -16 Stuart Tucker	0.00	0.00	0.00	0.00	0.00	2	0	0	1.02
130	↓ -30 Josiah Kyle-Shen	0.00	0.00	0.00	0.00	0.00	2	0	0	0.74
131	Eric Ritler	0.00	0.00	0.00	0.00	0.00	2	0	0	0.72
132	↓ -16 Richard I	0.00	0.00	0.00	0.00	0.00	1	0	0	1.15
133	Jim Marvin	0.00	0.00	0.00	0.00	0.00	1	0	0	1.00
134	↓ -16 Lane Hess	0.00	0.00	0.00	0.00	0.00	1	0	0	0.86
135	Anthony Ricchioto	0.00	0.00	0.00	0.00	0.00	1	0	0	0.58
136	↓ -16 Ron Churchwell	0.00	0.00	0.00	0.00	0.00	1	0	0	0.53